



# Cowen and Company 38<sup>th</sup> Annual Health Care Conference

---

March 13, 2018

# Forward Looking Statements

---

This presentation contains forward-looking statements, including PDL's expectations with respect to its future royalty revenues, expenses, net income, and cash provided by operating activities. Each of these forward-looking statements involves risks and uncertainties. Actual results may differ materially from those, express or implied, in these forward-looking statements. Factors that may cause differences between current expectations and actual results include, but are not limited to, the following:

- ◆ The expected rate of growth in royalty-bearing product sales by PDL's existing licensees;
- ◆ Our ability to realize the benefits of our investment in Noden Pharma DAC and LENSAR, Inc.;
- ◆ The ability of PDL's licensees to receive regulatory approvals to market and launch new royalty-bearing products and whether such products, if launched, will be commercially successful;
- ◆ Failure to acquire additional sources of revenues sufficient to continue operations;
- ◆ Competitive or market pressures on our licensees, borrowers and royalty counterparties;
- ◆ The productivity of acquired income generating assets may not fulfill our revenue forecasts and, if secured by collateral, we may be undersecured and unable to recuperate our capital expenditures in the transaction;
- ◆ Changes in any of the assumptions on which PDL's projected revenues are based;
- ◆ Changes in foreign currency rates;
- ◆ Positive or negative results in PDL's attempt to acquire income generating assets;
- ◆ Our ability to utilize our net operating loss carryforwards and certain other tax attributes;
- ◆ The outcome of litigation or disputes, including potential product liability; and
- ◆ The failure of licensees to comply with existing license agreements, including any failure to pay royalties due.

Other factors that may cause PDL's actual results to differ materially from those expressed or implied in the forward-looking statements in this presentation are discussed in PDL's filings with the SEC, including the "Risk Factors" sections of its annual and quarterly reports filed with the SEC. Copies of PDL's filings with the SEC may be obtained at the "Investor Relations" section of PDL's website at [www.pdl.com](http://www.pdl.com). PDL expressly disclaims any obligation or undertaking to release publicly any updates or revisions to any forward-looking statements contained herein to reflect any change in PDL's expectations with regard thereto or any change in events, conditions or circumstances on which any such statements are based for any reason, except as required by law, even as new information becomes available or other events occur in the future. All forward-looking statements in this presentation are qualified in their entirety by this cautionary statement.

# PDL at a Glance

---

**PDL BioPharma seeks to provide a significant return for its shareholders by acquiring and managing a portfolio of companies, products, royalty agreements and debt facilities in the biotech, pharmaceutical and medical device industries.**

## **CURRENT EQUITY INVESTMENTS:**

- ❑ **Noden Pharma DAC, an Irish domiciled specialty pharma company.**
  - **PDL currently has 100% ownership.**
  - **Tekturna® and Tekturna HCT® in US and Rasilez® and Rasilez HCT® in the rest of world.**
- ❑ **LENSAR, a U.S. based leader in next generation femtosecond cataract laser surgery**
  - **Wholly owned subsidiary of PDL as of May 11, 2017.**

## **CURRENT HEALTHCARE ROYALTY & DEBT DEALS<sup>1</sup>:**

- ❑ **Completed deals with average annualized internal rate of return of 15.9% and total cash returned of \$587 million.**
- ❑ **Current income generating debt deals representing deployed and committed capital of \$20 million: CareView.**
- ❑ **Current royalty transactions representing deployed and committed capital of \$396 million: Depomed, VB, University of Michigan, Kybella and AcelRx.**

<sup>1</sup> **Direct Flow Medical is not included because monetization is on-going.**

# PDL Future: Focus on Growth Opportunities

---

## Specialty Pharma

- ❑ Diversification via acquisition of additional pharma products and companies with a focus on under commercialized products.
- ❑ Noden expansion, commercializing products in U.S. and in key markets in the rest of world.
- ❑ Use proceeds from completed royalty and debt deals to fund acquisitions.

## Royalty & Debt Deals

- ❑ Fewer investments in royalty transactions and still fewer debt transactions.
- ❑ Potential monetization of current portfolio to fund acquisitions.
  - Completed sale of kaléo asset in 2017.

# Key Information and Facts

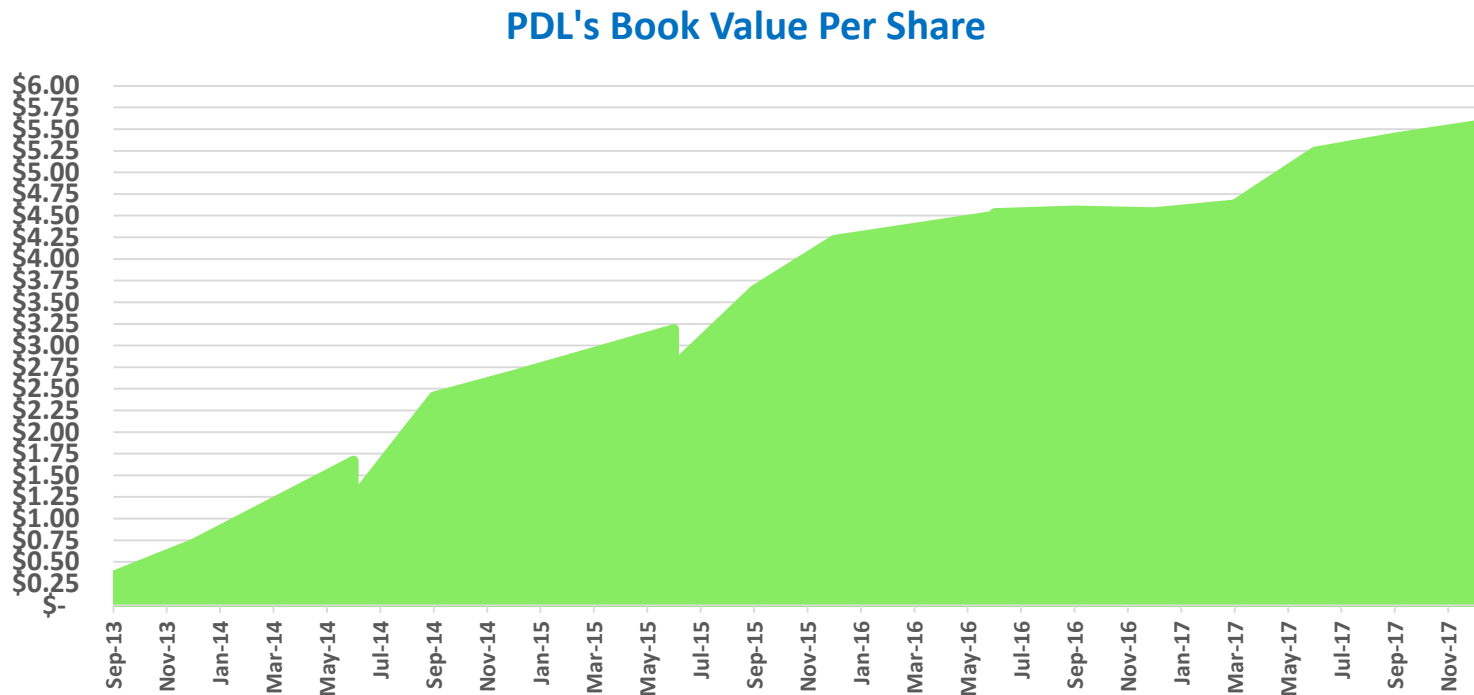
<b><i>Ticker</i></b>	<b>PDLI (NASDAQ)</b>
<b><i>Location</i></b>	<b>Incline Village, Nevada</b>
<b><i>Share Price</i></b>	<b>\$3.04</b> as of 03/09/18
<b><i>Book Value</i></b> as of 12/31/2017	<b>\$5.54 per share</b>
<b><i>Current Deployed on Royalty Investments</i></b>	<b>\$396 million</b>
<b><i>Current Deployed on Debt Investments</i></b>	<b>\$20 million</b>
<b><i>Current Deployed on Equity Investments</i></b>	<b>\$139 million</b>
<b><i>Cash Deployed on Concluded Transactions</i></b>	<b>\$444 million</b>
<b><i>Return on Concluded Transactions</i></b> <sup>1</sup>	<b>15.9%</b>
<b><i>NOLs</i></b> <sup>2</sup>	<b>&gt;\$119 million</b>
<b><i>December 31, 2017 Cash Position</i></b>	<b>\$532 million</b>

**\$1 Billion  
Deployed**

1. Does not include Direct Flow Medical because monetization is ongoing.
2. Estimated Net Operating Losses from LENSAR.

# Building Value Through Investments

**PDL's book value per share increased to \$5.54 in the period ending December 31, 2017**



Does not include asset value of royalties from Queen et al patents.

# Experienced Leadership

---

## Management

John McLaughlin

Chief Executive Officer

Dominique Monnet

President

Christopher Stone

VP, General Counsel & Secretary

Peter Garcia

VP & Chief Financial Officer

Steffen Pietzke

VP, Finance & Chief Accounting  
Officer

Nathan Kryszak

Deputy General Counsel &  
Assistant Secretary

## Board of Directors

Paul Edick

David Gryska

Jody Lindell

John McLaughlin

Samuel Saks, M.D.

Paul Sandman

Harold E. Selick, Ph.D.

Lead Director

**Leadership Team with a Track Record of Success**



# Recent Developments

---



# Termination of Proposal to Acquire Neos

---

- ❑ In June 2017, PDL made a verbal all cash proposal to acquire all shares of Neos for \$10/share, including the possibility to increase the offer with limited due diligence, which was rejected by the Neos Board several days later as not compelling or specific enough.
- ❑ PDL submitted a specific and written proposal shortly thereafter for \$10.25 per share. After rejecting the PDL proposal, Neos surprisingly sold shares just three days later at a net price of \$6.25 per share.
- ❑ On October 26, 2017, PDL made public its proposal to acquire all of Neos' shares for \$10.25 per share. The proposal expired on its pre-specified deadline of November 8, 2017.
- ❑ On February 20, 2018, PDL announced it was terminating its pursuit of acquiring Neos and does not plan to make any further proposals.

# PDL Share Repurchase Programs

---

## ❑ Previous Program

- In March 2017, PDL's board authorized the repurchase of PDL common stock having an aggregate value of up to \$30 million through March 2018.
- Total repurchased under this program over 4 months was approximately 13.3 million shares at an average price of \$2.25 per share. All shares repurchased were retired as of June 30, 2017.

## ❑ Current Program



- In September 2017, PDL's board authorized the repurchase of PDL common stock having an aggregate value of up to \$25 million through September 2018.
- We have not been able to implement this program due to trading restrictions.
- We expect to implement this program shortly after the filing of our 2017 10-K the week of March 12, 2018.

PDL™

NODEN  PHARMA

---

# Noden Current Product Portfolio

Product	Therapeutic & Geographic Area
	Hypertension - U.S.
	Hypertension - Rest of World
	

# Current Noden Products

---

## United States

- ❑ **Tektura® - aliskiren is a direct renin inhibitor for the treatment of hypertension that reduces plasma renin by inhibiting the conversion of angiotensinogen to angiotensin I.**
  - Not for use with ACEIs or ARBs in patients with diabetes or renal impairment and pregnant women.
  - Approved in U.S. in 2007.
- ❑ **Tektura HCT® - combination of aliskiren and hydrochlorothiazide, a thiazide diuretic, for the treatment of hypertension in patients not adequately controlled by monotherapy and as initial therapy in patients likely to need multiple drugs to achieve their blood pressure goals.**
  - Not for use: (1) with ACEIs and ARBs in patients with diabetes or renal impairment; (2) in patients with known anuria or hypersensitivity to sulfonamide derived drugs; and (3) in pregnant women.
  - Approved in U.S. in 2009.

## Ex-U.S.

- ❑ **Rasilez® - trade name for Tektura outside the U.S.**
  - Approved in EU in 2007.
- ❑ **Rasilez® HCT - trade name for Tektura HCT outside the U.S.**
  - Approved in EU in 2009.

# Tekturna Market: Hypertension

---

- ❑ **Chronic condition with serious long-term cardiovascular implications which affects about 29% of the U.S. adult population.** <sup>(1)</sup>
  - *78 million in U.S. alone.*
- ❑ **Majority of hypertension diagnosis and management occurs in primary care setting (PCP) with rare referrals when there are severe co-morbidities or suspected secondary causes.**
- ❑ **ACEIs (angiotensin converting enzyme inhibitors) and ARBs (angiotensin receptor blockers) are typically first and second line therapies.**
- ❑ **Tekturna is deemed to be an alternative to ACEIs and ARBs, especially in ACEI/ARB intolerant patients.**
  - *~12% are intolerant of both ACEIs and ARBs <sup>(2)</sup> = 9.3 million in U.S. alone.*

(1) Source: <https://www.cdc.gov/bloodpressure/facts.htm>

(2) Source: Caldeira et al. Aug 2012, Vol. 12, Issue 4 *Am J Cardiovascular Drugs*

# Tekturna Products Labeling

---

**For full prescribing information for Tekturna and Tekturna HCT, please visit: [www.tekturna.com](http://www.tekturna.com).**



# Tekturna: Safety Profile

---

- ❑ **Safety data in more than 6,460 patients, including 1,740 treated for longer than 6 months and more than 1,250 treated for longer than 1 year.**
- ❑ **Discontinuation of therapy due to clinical adverse event occurred in 2.2% of Tekturna treated patients compared to 3.5% of placebo treated patients.**
- ❑ **Cough: rates of cough in Tekturna treated patients were about one-third to one-half of the rates in ACEIs arms in active-controlled trials.**
- ❑ **Seizures: single episodes of tonic-clonic seizures with loss of consciousness reported in two Tekturna treated patients.**

Data from Clinical Trials



# Tekturna: Safety Profile

Placebo-Controlled Trials		
Adverse Event	Tekturna (%)	Placebo (%)
Edema	0.4	0.5
Diarrhea	2.3	1.2
Cough	1.1	0.6
Rash	1.0	0.3
Elevated Uric Acid	0.4	0.1
Gout	0.2	0.1
Renal Stones	0.2	0.0

Selected AE's in Patients with Type 2 Diabetes and Chronic Kidney Disease, CV Disease, or Both				
Adverse Event	Tekturna (n=4272)		Placebo (n=4285)	
	SAEs	AEs	SAEs	AEs
Renal Impairment	5.7	14.5	4.3	12.4
Hypotension	2.3	19.9	1.9	16.3
Hyperkalemia	1.0	38.9	0.5	28.2
Tekturna is contraindicated for use with ACEIs and ARBs in patients with diabetes or renal impairment				

# Noden Pharma Entities

---

## ❑ **Noden DAC**

- Domiciled in Ireland.
- Expected to be a tax efficient structure.
- Responsible for development and commercialization activities worldwide.
- Responsible for bulk tablet manufacture worldwide and fill-and-finish ex-US.

## ❑ **Noden USA**

- Domiciled in Delaware.
- Responsible for commercialization in US.
- Responsible for fill-and-finish in US.

## ❑ **PDL**

- As of December 31, 2017, 100% ownership of Noden.
- Noden financials consolidated with PDL financials.

# Product Transition from Novartis

---

## Commercialization

### □ US

- Noden USA assumed commercialization responsibilities on October 5, 2016.
- Noden USA fielded a dedicated contract sales force of ~40 reps and 4 district managers in late February 2017 – the first promotional effort in 4 years. Increased dedicated contract sales force to ~60 reps and 6 district managers in August 2017.

### □ Ex-US

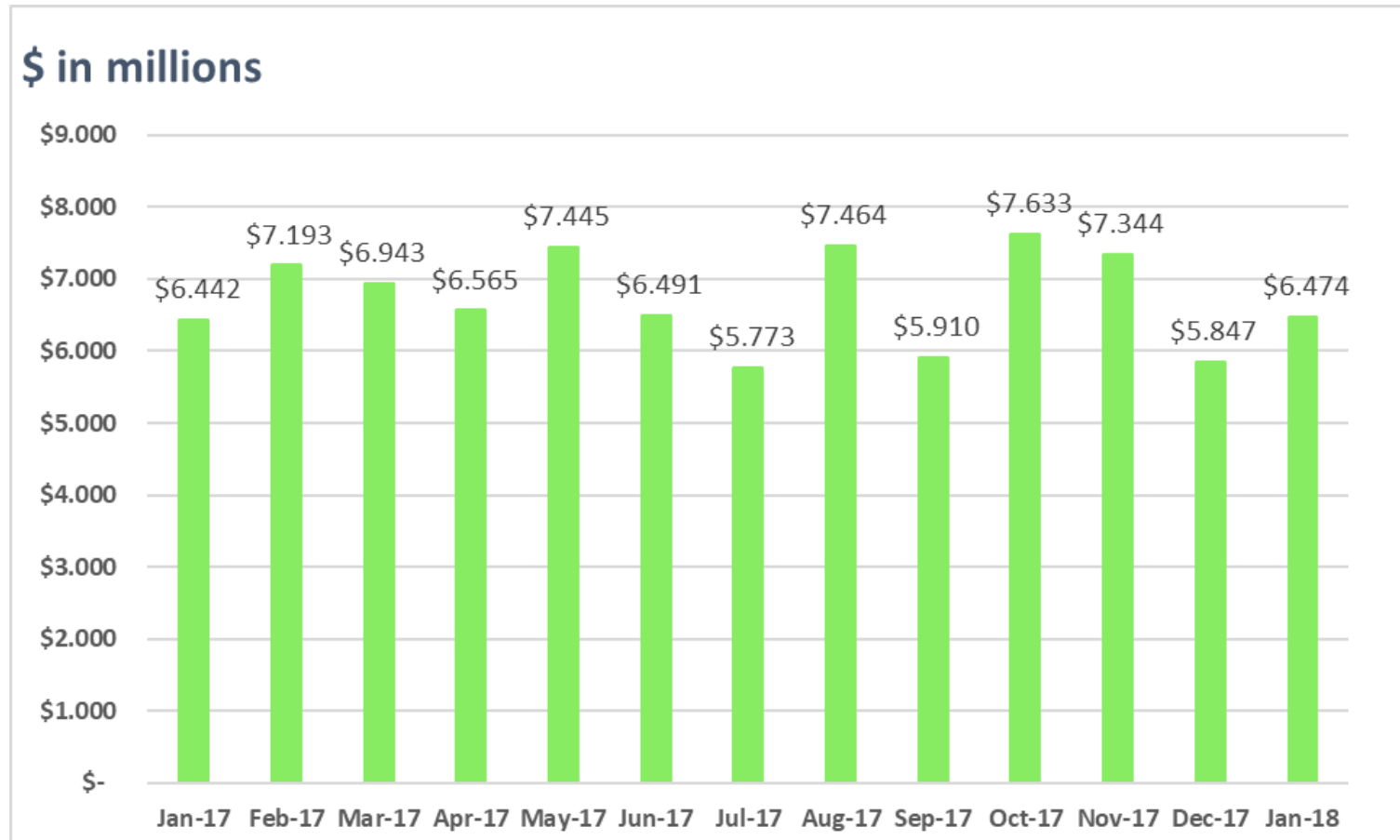
- Starting on November 1, 2017, Noden DAC assumed commercialization for Rasilez and Rasilez HCT in Switzerland and in the EU, focusing on countries where the products are profitable.
- In December 2017, Noden entered into an agreement with Lee's Pharmaceutical Holdings Ltd. granting them exclusive sales rights to Rasilez in China, Hong Kong, Macau and Taiwan, with guaranteed payments due to Noden.
- In December 2017, Noden entered into an agreement with Orphan Pacific for the distribution of Rasilez in Japan.

## Manufacturing

- Novartis to supply API while Noden DAC seeks third party manufacturer but no later than November 2020.
- In the EU, Novartis continues to supply tableted and finished product until technical transfer to Noden DAC's newly appointed third party manufacturer is completed.
- Noden USA has already assumed packaging and labeling responsibilities.

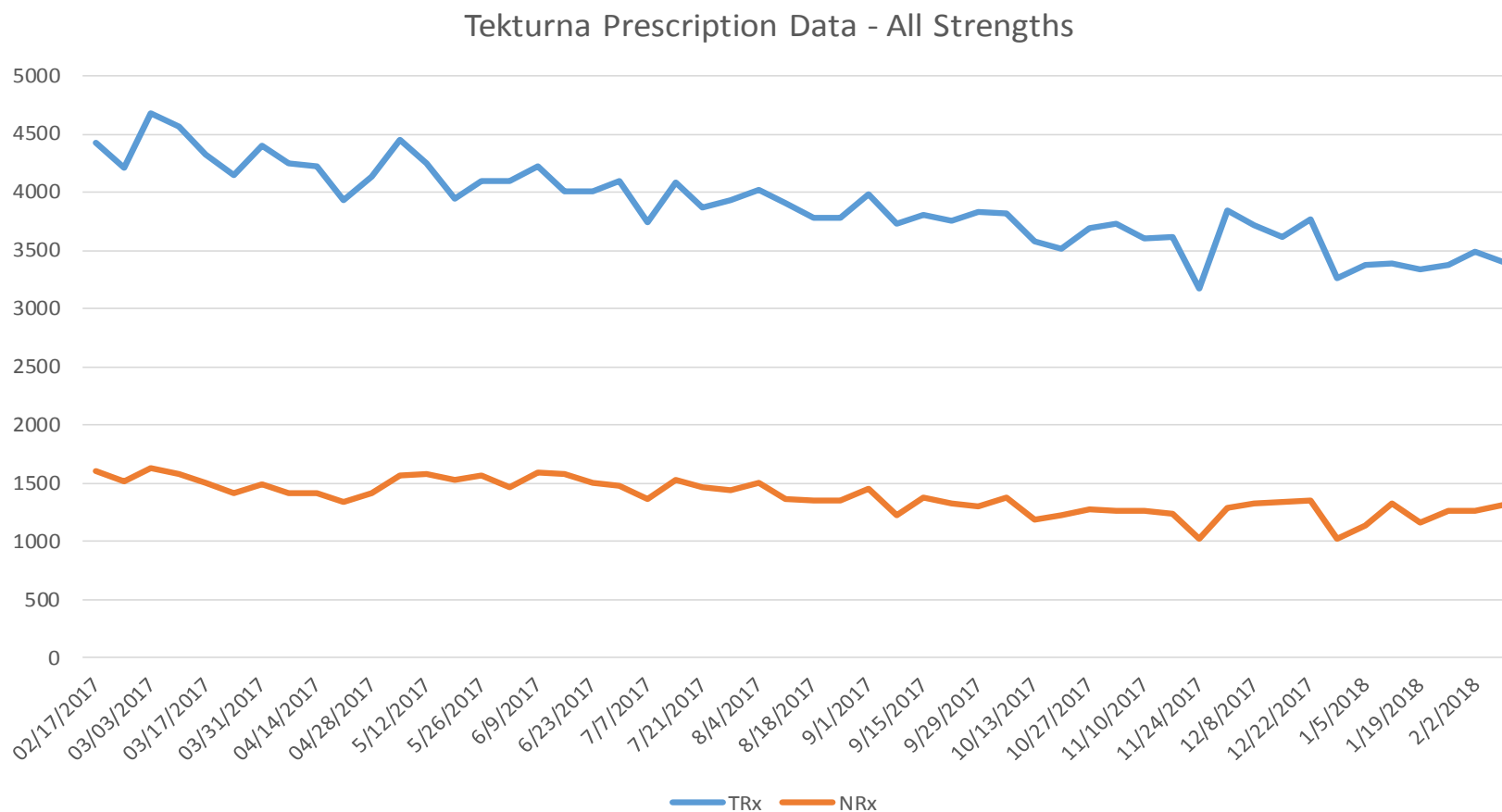
# Tekturna & Tekturna HCT

## Jan. 2017 to Jan 2018 U.S. Gross Monthly Revenue



Source: RX Crossroads


# Tekturna & Tekturna HCT Prescriptions




Source: IMS Xponent weekly data

# Executing Targeted Patient-Type Strategy

## ACE / ARB Intolerant: SWITCH



## CCB Not at Goal: ADD



# Noden Team

---

## ❑ Chief Executive Officer

- Alan Markey
  - Previously Managing Director of Baxter Healthcare Limited (Ireland), Assistant VP for Enbrel - EU.

## ❑ Head of Sales and Marketing US

- Michael McCann
  - Previously head of US Cardiovascular at Sanofi Genzyme, VP of Global Strategic Marketing for Cardiovascular.

## ❑ Head of Manufacturing and Supply

- Liam O'Brien
  - Previously Director, Global Technical Operations, Oncology at Novartis.

## ❑ Head of Quality

- Loretta Cunningham
  - Previously Quality Manager at Alexion.

## ❑ Head of Regulatory Affairs and Pharmacovigilance

- Ronan Donelan
  - Previously Global Head of Regulatory Science at Quintiles with over 30 years of experience.

# Novartis/Tekturna Deal

---

## ❑ **Total Tekturna Potential Purchase Price**

- Up to \$334 million.

## ❑ **Closing Payments**

- \$110 million paid to Novartis in July 2016.

## ❑ **First Anniversary**

- \$89 million paid to Novartis in July 2017.

## ❑ **Milestones**

- Up to \$95 million based on sales levels and generic competition.

## ❑ **Financing**

- Combination of equity and debt financing.
  - In connection with first anniversary payment, PDL made an additional equity investment of \$32 million in June 2017.
  - Also provided an intercompany loan to Noden.



# Tekturna Intellectual Property

---

**Tekturna is protected by multiple patents covering composition of matter, pharmaceutical formulation and methods of manufacture.**

## **□ United States**

- Composition of matter protection to 2018 for Tekturna; listed in the Orange Book; possible extension for 6 months with successful completion of pediatric testing requirements.
- Composition of matter protection until 2022 for Tekturna HCT.
- Formulation protection until 2026 for Tekturna; listed in the Orange Book.
- Formulation protection until 2028 for Tekturna HCT; listed in the Orange Book.
- Methods of manufacture protection until at least 2021.
- Paragraph IV filing in April 2017 by Anchen regarding Tekturna directed to the formulation patent expiring in 2026, but not to the API based patents which expire in January 2019 (Tekturna, with pediatric extension) and March 2022 (Tekturna HCT).
- Noden has filed its responsive suit against Anchen and Par within the statutory deadline of 45 days and may obtain a stay of approval for up to 30 months.

## **□ Europe and ROW**

- Composition of matter protection until 2020 in Europe.
- Formulation protection until 2025 for Tekturna and 2027 for Tekturna HCT, where granted.
- Method of manufacture protection at least until 2021 where granted.

## **□ Know-How**

- Noden also acquired Novartis' know-how related to Tekturna, including that which is necessary for the manufacture of the products.

PDL™



LENSAR™  
CATARACT LASER WITH AUGMENTED REALITY





**LENSAR**  
CATARACT LASER WITH AUGMENTED REALITY

- ❑ **LENSAR, Inc. is a leading global developer and manufacturer of Femtosecond Cataract Lasers (FLS) in the growing cataract surgery market.**
- ❑ **Cataract surgery is the highest volume surgical procedure globally.**
  - *Market penetration of FLS approx. 7% of total procedures in U.S. while < 2% OUS.*
  - *FLS expected to grow approximately 15% in procedures annually through 2021.*
- ❑ **LENSAR's proprietary Laser System leads the market in innovation with Streamline III.**
- ❑ **LENSAR has captured approximately 10% of the global procedures.**
- ❑ **Over \$170 million invested in development and commercial launch**
- ❑ **58 employees primarily in LENSAR's Orlando, FL headquarters.**
- ❑ **Recently added well-known and respected ophthalmic industry leaders, William Link, Ph.D., and Richard Lindstrom, M.D. to the board of directors.**



# LENSAR Highlights

## Large and Growing Market

- ❑ Cataract surgery is the highest volume surgical procedure performed worldwide with over 24.9 million surgeries estimated to be performed in 2016.
- ❑ Integration of preoperative diagnostics into the cataract refractive suite driving the potential growth of procedures by delivering better patient outcomes.
- ❑ Existing treatments provide sub-optimal solution for astigmatism which affect 60-70% of patients with preexisting conditions and 100% of cataract surgery patients.

## Leading Technology Platform

- ❑ Widely recognized as the technology innovator with > \$170MM invested.
- ❑ Broad and deep intellectual property portfolio with over 35 U.S. patents and over 60 pending.
- ❑ Augmented reality system provides unique 3D image guided custom treatments.

## Compelling Business Model

- ❑ Recurring revenue business model with global KOL support.
- ❑ Provides strong value proposition for customers as only true independent platform compatible with all ultrasound/IOL manufacturers.
- ❑ Approximately 170 systems in place with approximately 90,000 cataract procedures performed to date.

## Positioned For Growth

- ❑ LENSAR has approximately 10% of the global market of procedures performed with limited financial sales and marketing resources.
- ❑ Positioned for large international markets: India launched Q115; China launched Q116; Growth opportunity in Europe by replacing early distribution partner.
- ❑ Recently announced acquisition of Precision Eye Services for mobile services.



# Investments Overview

---

# 16 Royalty & Debt Investments

## 9 Current Deals

### Royalty Transaction/ Senior Secured Financing



\$44,000,000  
November 2012

### Royalty Acquisition



\$240,500,000  
October 2013

### Senior Secured Financing



\$60,000,000  
October 2013

Converted to  
equity in Q2 2017

### Senior Secured Financing



\$70,000,000  
October 2013

### Royalty Transaction/ Senior Secured Financing



\$20,800,000  
October 2012

### Senior Secured Financing



\$55,000,000  
July 2012

### Senior Secured Financing



\$60,000,000  
November 2013

Written down to  
~\$10 MM in 4Q16

### Royalty Acquisition



\$15,500,000  
June 2014

### Royalty Acquisition



\$65,600,000  
November 2014

### Royalty Transaction/ Senior Secured Financing



\$40,000,000  
April 2013

### Senior Secured Financing



\$75,000,000  
February 2014

### Royalty Acquisition



Up to \$140,000,000  
July 2015

### Senior Secured Financing



\$40,000,000  
June 2015

### Royalty Acquisition



\$65,000,000  
September 2015

### Royalty Acquisition



\$9,500,000  
July 2016

### Senior Secured Note Purchase






























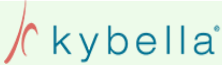

\$150,000,000  
April 2014

**Concluded deals have yielded an average IRR of 15.9%**

Direct Flow Medical not considered concluded as we are still in process of monetizing assets



# Royalty Acquisitions – \$496MM Invested

Product	Licensee	Counterparty	Royalties Until (1)	Investment	Cash Received to date (2)
 <b>Glumetza</b> metformin HCl	 Depomed	 VALEANT Pharmaceuticals International, Inc.	indefinite	\$240.5M	\$308.5M
 <b>Janumet XR</b> (sitagliptin and metformin HCl extended-release) tablets	 Depomed	 MERCK Be well	6/2018		
 <b>Jentadueto XR</b> (linagliptin/metformin HCl extended-release) tablets	 Depomed	 Boehringer Ingelheim Lilly	5/2026		
 <b>Invokamet XR</b> canagliflozin/metformin HCl extended-release tablets	 Depomed	 Janssen	9/2023		
 <b>Synjardy XR</b> (empagliflozin/metformin HCl) tablets	 Depomed	 Boehringer Ingelheim Lilly	12/2026		
 <b>ICLUSIG</b> (ponatinib) tablets	 ARIAD	 ARIAD	Payoff	\$100.0M	\$120.0M (3)
 <b>Cerdelga</b> (eliglustat) capsules	 UNIVERSITY OF MICHIGAN	 SANOFI GENZYME	4/2022	\$65.6M	\$8.2M
 <b>ZALVISO</b> SUFENTANIL SELF-MANAGED DELIVERY SYSTEM	 AcelRx Pharmaceuticals, Inc.	 GRUNENTHAL	1/2032 or 3X investment	\$65.0M	\$0.1M
 <b>coflex</b>	 VB VISCOSGLIOSI BROS., LLC	 PARADIGM SPINE the movement in spine care	Until \$36.7MM	\$15.5M	\$4.7M
 <b>kybella</b>	Inventor	 Allergan	2/2025	\$9.5M	\$0.3M

(1) Expected dates based upon current agreements and patent expiry estimates.

(2) As of 12/31/17.

(3) Paid off on 03/30/17.

# Concluded Investment Track Record

**Investments of \$444 million on concluded transactions have yielded cash returns of \$587 million or 15.9% in annualized returns.**

(\$ in Millions)

Deal	Transaction Date	Transaction Maturity Date	Total Committed	Amount Invested	Cash Received by PDL	1x Cash Return (Years)	Cash Return (Money Multiple)	Pre-Taxed IRR %
Merus Labs	Jul-2012	Sep-2013	\$ 55.0	\$ 54.6	\$ 60.2	1.2	1.1	15.1%
AxoGen <sup>1</sup>	Oct-2012	Nov-2014	20.8	26.4	40.0	2.2	1.5	24.0%
Durata	Oct-2013	Nov-2014	70.0	40.0	46.4	1.0	1.2	20.5%
Avinger <sup>2</sup>	Apr-2013	Sep-2015	20.0	19.9	29.8	2.4	1.5	19.3%
Paradigm Spine	Feb-2014	Aug-2016	75.0	53.4	72.6	2.5	1.4	15.5%
ARIAD	Jul-2015	Mar-2017	140.0	100.0	120.0	1.7	1.2	17.5%
kaléo	Apr-2014	Sep-2017	150.0	150.0	217.8	3.5	1.5	13.8%
<b>Total<sup>3</sup></b>			<b>\$ 530.8</b>	<b>\$ 444.3</b>	<b>\$ 586.8</b>	<b>2.2</b>	<b>1.3</b>	<b>15.9%</b>

1) Total includes equity transactions.

2) Total includes actual/forecasted cash flows from royalty portion of transaction.

3) Total excludes Direct Flow Medical which is being monetized.





# Financials

---

# Fourth Quarter 2017 Financials

<i>(In thousands, except per share amounts)</i>	Three Months Ended December 31,		Twelve Months Ended December 31,	
	2017	2016	2017	2016
Royalties from Queen et al. patents	\$ 4,531	\$ 15,513	\$ 36,415	\$ 166,158
Royalty rights - change in fair value	30,103	28,068	162,327	16,196
Interest revenue	776	5,503	17,744	30,404
Product revenue, net	32,646	17,541	84,123	31,669
License and other	(20)	(133)	19,451	(126)
Total revenues	68,036	66,492	320,060	244,301
Cost of product revenue	17,905	4,065	30,537	4,065
Amortization of intangible assets	6,251	6,014	24,689	12,028
General and administrative expenses	9,788	12,597	45,641	39,790
Sales and marketing	6,489	527	17,683	538
Research and development	729	1,887	7,381	3,820
Change in fair value of anniversary payment and contingent consideration	(3,000)	(5,799)	349	(3,716)
Asset impairment loss	-	3,735	-	3,735
Acquisition-related costs	-	59	-	3,564
Loss on extinguishment of notes receivable	-	51,075	-	51,075
Total operating expenses	38,162	74,160	126,280	114,899
Operating income	29,874	(7,668)	193,780	129,402
Interest and other income, net	933	184	1,659	588
Interest expense	(5,139)	(4,743)	(20,221)	(18,267)
Gain (loss) on bargain purchase	5,314	(2,353)	9,309	-
Gain (loss) on extinguishment of debt	-	-	-	(2,353)
Income before income taxes	30,982	(14,580)	184,527	109,370
Income tax expense	8,646	(4,300)	73,826	45,711
Net income	22,336	(10,280)	110,701	63,659
Less: Net income/(loss) attributable to noncontrolling interests	-	56	(47)	53
Net income attributable to PDL's shareholders	\$ 22,336	\$ (10,336)	\$ 110,748	\$ 63,606
Net income per share - Basic	\$ 0.15	\$ (0.06)	\$ 0.71	\$ 0.39
Net income per share - Diluted	\$ 0.15	\$ (0.06)	\$ 0.71	\$ 0.39

# Strong Balance Sheet

**Our strong balance sheet give us flexibility to consider strategic opportunities that support our acquisition strategy and share repurchase program**

(\$ in millions)	December 31, 2017
Cash, cash equivalents and short-term investments	\$532 <sup>1</sup>
<b>Total Assets</b>	<b>\$1,243</b>
Debt:	
4.00% Convertible Debt- due 2/2018 (\$9.17 conversion p/s)	126 <sup>1</sup>
2.75% Convertible Debt - due 12/2021 (\$3.81 conversion p/s) <sup>2</sup>	150
<b>Total Debt (principal outstanding)</b>	<b>\$276</b>

**The 4.00% Convertible Debt of \$126MM was paid off on February 1, 2018**

1) Does not reflect the \$126MM cash payment made in February 2018 to pay off convertible debt.

2) PDL entered into a capped call transaction to offset potential dilution subject to a cap of \$4.88.



# Conclusion

---

# Investment Highlights and Priorities

---

## HIGHLIGHTS

Tekturna and Rasilez are important products for treatment of hypertension with a differentiated mechanism of action and potential upside in revenues if promoted appropriately.

Noden investment was immediately cash flow accretive to PDL.

We have a team with demonstrated ability to identify assets and conclude transactions and to commercialize products successfully.

Nine active royalty and debt deals generating cash returns.

Strong balance sheet with a net book value of \$5.54 per share and with over \$530 million cash on hand at year end 2017.

## 2018 PRIORITIES

Execute on the commercialization of Noden products.

Acquire additional pharmaceutical products and/or companies.

Optimize LENSAR operations, develop plan to expand utilization and take advantage of tax efficiencies.

Continue diverse capital allocation, which includes acquiring products, companies, royalties, share and convertible debt repurchases.

Close the gap between share price and book value per share.