
UNITED STATES
SECURITIES AND EXCHANGE COMMISSION
Washington, D.C. 20549

FORM 8-K

CURRENT REPORT

Pursuant to Section 13 or 15(d) of the Securities Exchange Act of 1934

Date of Report (Date of Earliest Event Reported): June 30, 2015

PDL BioPharma, Inc.

(Exact name of Company as specified in its charter)

000-19756
(Commission File Number)

Delaware
(State or Other Jurisdiction of
Incorporation)

94-3023969
(I.R.S. Employer Identification No.)

932 Southwood Boulevard
Incline Village, Nevada 89451
(Address of principal executive offices, with zip code)

(775) 832-8500
(Company's telephone number, including area code)

Check the appropriate box below if the Form 8-K filing is intended to simultaneously satisfy the filing obligation of the Company under any of the following provisions:

- Written communications pursuant to Rule 425 under the Securities Act (17 CFR 230.425)
 - Soliciting material pursuant to Rule 14a-12 under the Exchange Act (17 CFR 240.14a-12)
 - Pre-commencement communications pursuant to Rule 14d-2(b) under the Exchange Act (17 CFR 240.14d-2(b))
 - Pre-commencement communications pursuant to Rule 13e-4(c) under the Exchange Act (17 CFR 240.13e-4(c))
-
-

Item 7.01 Regulation FD Disclosure.

On June 30, 2015, PDL BioPharma, Inc. (the Company) will present at the Nasdaq 32nd Investor Program in London, England. A copy of the Company's presentation materials has been posted to the Company's website and is attached hereto as Exhibit 99.1.

Limitation of Incorporation by Reference

In accordance with General Instruction B.2. of Form 8-K, this information, including the Exhibit, is furnished pursuant to Item 7.01 and shall not be deemed to be "filed" for the purpose of Section 18 of the Securities Exchange Act of 1934, as amended, or otherwise subject to the liabilities of that section. The information in this Item 7.01 of this Current Report on Form 8-K will not be deemed an admission as to the materiality of any information that is required to be disclosed solely by Regulation FD.

Cautionary Statements

This filing and the presentation include "forward-looking statements" within the meaning of Section 27A of the Securities Act of 1933, as amended, and Section 21E of the Securities Exchange Act of 1934, as amended. Although we believe that the expectations reflected in the forward-looking statements are reasonable, we can give no assurance that such expectations will prove to be correct. Important factors that could impair the Company's royalty assets or business are disclosed in the "Risk Factors" contained in the Company's 2014 Annual Report on Form 10-K filed with the Securities and Exchange Commission on February 23, 2015, as updated by subsequent periodic filings. All forward-looking statements are expressly qualified in their entirety by such factors. We do not undertake any duty to update any forward-looking statement except as required by law.

Item 9.01 Financial Statements and Exhibits.

(d) Exhibits.

Exhibit No.	Description
99.1	Presentation

SIGNATURES

Pursuant to the requirements of the Securities Exchange Act of 1934, the Company has duly caused this report to be signed on its behalf by the undersigned hereunto duly authorized.

PDL BioPharma, inc.
(Company)

By: /s/ John P. McLaughlin
John P. McLaughlin
President and Chief Executive Officer

Dated: June 30, 2015

EXHIBIT INDEX

Exhibit No.	Description
99.1	Presentation



NASDAQ 32nd INVESTOR CONFERENCE

June 30, 2015



FORWARD LOOKING STATEMENTS



This presentation contains forward-looking statements, including PDL's expectations with respect to its future royalty revenues, expenses, net income, and cash provided by operating activities. Each of these forward-looking statements involves risks and uncertainties. Actual results may differ materially from those, express or implied, in these forward-looking statements. Factors that may cause differences between current expectations and actual results include, but are not limited to, the following:

- ◆ The expected rate of growth in royalty-bearing product sales by PDL's existing licensees;
- ◆ The ability of PDL's licensees to receive regulatory approvals to market and launch new royalty-bearing products and whether such products, if launched, will be commercially successful;
- ◆ The productivity of acquired income generating assets may not fulfill our revenue forecasts and, if secured by collateral, we may be under secured and unable to recuperate our capital expenditures in the transaction;
- ◆ Changes in any of the assumptions on which PDL's projected revenues are based;
- ◆ Changes in foreign currency rates;
- ◆ Positive or negative results in PDL's attempt to acquire income generating assets;
- ◆ The outcome of litigation or disputes; and
- ◆ The failure of licensees to comply with existing license agreements, including any failure to pay royalties due.

Other factors that may cause PDL's actual results to differ materially from those expressed or implied in the forward-looking statements in this presentation are discussed in PDL's filings with the SEC, including the "Risk Factors" sections of its annual and quarterly reports filed with the SEC. Copies of PDL's filings with the SEC may be obtained at the "Investors" section of PDL's website at www.pdl.com. PDL expressly disclaims any obligation or undertaking to release publicly any updates or revisions to any forward-looking statements contained herein to reflect any change in PDL's expectations with regard thereto or any change in events, conditions or circumstances on which any such statements are based for any reason, except as required by law, even as new information becomes available or other events occur in the future. All forward-looking statements in this presentation are qualified in their entirety by this cautionary statement.

KEY INFORMATION



<i>Ticker</i>	PDLI (NASDAQ)
<i>Location</i>	Incline Village, Nevada
<i>Employees</i>	10
<i>2014 Revenues</i>	\$581 million
<i>2014 Expenses</i>	\$35 million
<i>2015 Regular Dividends (Pay Date)</i>	\$0.15 /share paid on March 12 and June 12, and to be paid on September 11 and December 11
<i>2015 Regular Dividends (Record Date)</i>	March 5, June 5, September 4, and December 4
<i>Total Deployed Capital To Date</i>	~\$780 million
<i>Q1-2015 Cash Position</i>	\$417 million
<i>Average Daily Volume</i>	~3.2 million shares

OVERVIEW OF PDL BIOPHARMA



◆ **Optimize return for shareholders**

- Dividends

◆ **Acquire new income generating assets to support payment of dividends**

- Assets that improve shareholder return
- Preferably backed by commercial stage products
- Drug or medical devices with differentiated profile
- Indifferent as to therapeutic field
- Debt, royalty or hybrid deal structures

◆ **Queen et al. patents**

- Manage patent portfolio
- Manage license agreements

MANAGEMENT, BOARD AND SENIOR ADVISORS



Management

John McLaughlin

President & CEO

Christopher Stone

VP, General Counsel &
Secretary

Peter Garcia

VP & Chief Financial Officer

Danny Hart

VP, Business Development

Steffen Pietzke

Controller & Chief
Accounting Officer

Nathan Kryszak

Senior Counsel

Board of Directors

David Gyska

Jody Lindell

John McLaughlin

Paul Sandman

Harold E. Selick, Ph.D.

Lead Director

Advisors

Stephen Hoffman, M.D., Ph.D.

Ramesh Donthamsetty

Experienced Leadership Team with a Track-Record of Success

RECENT DEVELOPMENTS



◆ Public company focused on patient care monitoring in hospitals.

- Information technology solutions (camera in patient room, virtual bed rails, patient monitoring) which have been installed in >8,000 hospital beds in the United States.
 - Prevents patient falls, while reducing hospital costs for nursing/proctoring time.
- Patient falls cost hospitals ~\$19 billion annually because they are not reimbursed for these expenses.
- Hospitals are using in-room sitters to monitor patients at risk of falling.
- CareView has demonstrated significant reduction in 1:1 sitter costs because video system and virtual bed rails allow for passive monitoring with higher ratio of monitored beds.



- ◆ **Loan facility of up to \$40 million.**
 - \$20 million payable upon attainment of a milestone on or before October 31, 2015.
 - Five year term with 13.5% coupon.
 - \$20 million payable upon attainment of a milestone on or before June 30, 2017.
 - Five year term with 13.0% coupon.
 - Secured by substantially all of their assets.










- ◆ **Warrant coverage equal to 5% of \$40 million with an exercise price of \$0.45/share.**

INCOME GENERATING ASSETS



Approved Queen Licensed Product



Product	Licensee	2014 WW Sales	Approved Indications
	Genentech (US) and Roche (ex-US)	\$7.1 billion	Metastatic colorectal cancer Advanced non-small cell lung cancer Renal cancer Metastatic HER2 – breast cancer Glioblastoma Ovarian cancer
	Genentech (US) and Roche (ex-US)	\$6.9 billion	Metastatic HER2+ breast cancer Metastatic HER2+ stomach cancer
	Novartis (ex-US)	\$2.4 billion	Wet age-related macular degeneration (AMD) Macular edema or swelling following retinal vein occlusion Diabetic macular edema
	Genentech (US) and Novartis (ex-US)	\$1.8 billion	Moderate to severe persistent allergic asthma First approved therapy designed to target the antibody IgE, a key underlying cause of the symptoms of allergy related asthma
	Biogen Idec	\$1.9 billion	Multiple Sclerosis (MS) in adult patients with relapsing forms of the disease Crohn's disease in adult patients with moderate-to-severe forms of the disease who have had an inadequate response to or are unable to tolerate conventional therapies
	Roche and Chugai	\$1.3 billion	Moderate to severe rheumatoid arthritis (RA), including patients who have had an inadequate response to one or more DMARDS
	Genentech (US) and Roche (ex-US)	\$1 billion	Previously untreated HER2+ metastatic breast cancer Neoadjuvant treatment of HER2+ metastatic breast cancer
	Genentech (US) and Roche (ex-US)	\$590 million	Second line metastatic HER2+ breast cancer First line in patients with metastatic HER2+ breast cancer with disease recurrence within 6 months of adjuvant treatment
	Genentech (US) and Roche (ex-US)	\$54 million (approved on November 1, 2013)	First line in combination with chlorambucil chemotherapy for the treatment of people with previously untreated chronic lymphocytic leukemia (CLL)

Roche sales assumes .091 USD/CHF



Approved Queen Licensed Products – Term and Royalty Rates



◆ Tysabri and Entyvio

- Flat, low single-digit royalty.

◆ Genentech Products (Avastin, Herceptin, Xolair, Perjeta and Kadcyła)

- 2.125% regardless of site of manufacture or sale effective as of August 15, 2013.
- Royalties on Avastin, Herceptin, Xolair, Perjeta and Kadcyła through 1Q16 (on sales through 4Q15).
- Compares to blended global royalty rate on Genentech Products in 2013 of 1.9% under previous tiered and bifurcated (US made or sold vs. ex-US made and sold) royalty schedule.

Unapproved Queen Licensed Products – Term and Royalty Rates



◆ Solanezumab

- Humanized antibody targeting beta amyloid, which is believed to cause Alzheimer's Disease, designed by PDL and being developed by Eli Lilly.

◆ Previous Phase 3s: Mild & Moderate Alzheimer's Disease

- In 2012, Lilly reported that its initial Phase 3 trials in patients with mild and moderate Alzheimer's Disease did not slow disease progression, but a secondary analysis of patients with mild Alzheimer's Disease did show a slowing of disease progression.
 - Since that trial, most experts believe that treatment should focus on patients with earlier stages of Alzheimer's Disease.
 - National Institutes of Health is studying solanezumab in patients with beta amyloid build up but no symptoms and patients with mild disease.
 - Biogen has also focused its trials on patients with earlier stages of the disease.
- Lilly has continued to treat these patients in an extension study. Two year data from the extension study is expected to be presented on July 22, 2015 at Alzheimer's Association International Conference. Lilly has stated that disease modification is the focus of the dataset and that they will break out patients with mild disease in the analysis.
 - The data may answer whether longer treatment shows increased benefit.

Unapproved Queen Licensed Products – Term and Royalty Rates



◆ New Phase 3: Mild Alzheimer's Disease

- Based on the results in its initial Phase 3 trials, Lilly commenced a new Phase 3 trial in patients with only mild Alzheimer's Disease in 2013.
- On April 23, 2015, Lilly stated that this Phase 3 trial is fully enrolled with the last patient visit expected in October 2016 and topline results thereafter, likely 4Q16.
- Because of the difficulty in distinguishing between patients with dementia and those with Alzheimer's Disease, Lilly used PET scans or similar screens to test patients before enrolling them in this new Phase 3 trial. The screens differentiate between patients with beta amyloid buildup = Alzheimer's Disease and who should be in the trial, and those without beta amyloid buildup = dementia and who should not be in the trial.
- Lilly estimates that scans will increase patient enrollment failures from less than 25% to more than 50% - a good thing because it enriches the patient population with those most likely to benefit from solanezumab.

◆ PDL Know How Royalty

- PDL has a know-how royalty on solanezumab which extends beyond the expiration of the Queen patents. This is because PDL helped to design solanezumab.
- If solanezumab is approved, PDL would receive a 2% royalty for 12.5 years from the date of its first sale.
- Buy side survey suggests that the market for treatment of patients with mild Alzheimer's Disease = \$9.6 billion in 2022.













13 INCOME GENERATING TRANSACTIONS



- ✓ \$780MM+ deployed
- ✓ 3 Concluded Investments

10 Current Investments

<p>Senior Secured Financing</p>  <p>\$40,000,000 June 2015</p>	<p>Royalty Acquisition</p>  <p>\$65,600,000 November 2014</p>	<p>Royalty Acquisition</p>  <p>\$15,500,000 June 2014</p>	<p>Senior Secured Note Purchase</p>  <p>\$150,000,000 April 2014</p>	<p>Senior Secured Financing</p>  <p>\$75,000,000 February 2014</p>
<p>Senior Secured Financing</p>  <p>\$50,000,000 November 2013</p>	<p>Royalty Acquisition</p>  <p>\$240,500,000 October 2013</p>	<p>Senior Secured Financing</p>  <p>\$60,000,000 October 2013</p>	<p>Senior Secured Financing/ Royalty Transaction</p>  <p>\$40,000,000 April 2013</p>	<p>Royalty Transaction/ Senior Secured Financing</p>  <p>\$44,000,000 November 2012</p>








3 Matured Investments

<p>Senior Secured Financing</p>  <p>\$70,000,000 October 2013</p>	<p>Royalty Transaction/ Senior Secured Financing</p>  <p>\$20,800,000 October 2012</p>	<p>Senior Secured Financing</p>  <p>\$55,000,000 July 2012</p>
--	---	--






OTHER INCOME GENERATING ASSETS



Entity	Structure	Technology	Deal Summary
	Debt	Video system and virtual bed rails to monitor passively hospital patients at risk of falling.	Up to \$40 million in loans with the first tranche of \$20 million payable upon attainment of a milestone by October 31, 2015 and the second tranche payable upon attainment of a milestone by June 30, 2017. Each tranche of loans is for five years and pay interest at 13.5% and 13.0% on the tranches, respectively.
	Royalty	Cerdelga is an approved oral drug in US and EU for adult patients with Gaucher Disease type 1.	PDL acquired 75% of the University of Michigan's royalty interest in Cerdelga until the expiration of the licensed patents in return for \$65.6 million.
	Royalty	PMA-approved spinal implant commercialized by Paradigm Spine.	PDL acquired right to receive royalties on sales of spinal implant for \$15.5 million until PDL receives 2.3 times its cash.
	Debt	Auvi-Q for delivery of epinephrine to treat severe allergic reactions, and EVZIO for delivery of naloxone for opioids overdose.	\$150 million of Notes backed by 100% of royalties on sales of Auvi-Q by Sanofi and 10% of net sales of EVZIO by kaleo. The Notes pay interest at 13% with final maturity in 2029.
	Debt	Coflex for treatment of spinal conditions.	\$50 million of loans backed by most assets of Paradigm Spine. Interest rate is 13%. Loans mature on August 14, 2019.
	Debt	Transcatheter aortic valve system to treat aortic stenosis with minimal risk of aortic regurgitation, a significant clinical complication.	\$35 million of loans at signing plus \$15 million of loans in November 2014, both backed by most assets of Direct Flow. Initial interest rate was 15.5% on \$35 million which declined to 13.5% on \$50 million. Loans mature on November 5, 2018.
	Royalty	Glumetza®, Janumet® XR, Invokana®, Boehringer Ingelheim's fixed-dose combinations of drugs and extended-release metformin, LG Life Sciences' and Valeant Pharmaceuticals' extended-release metformin in Korea and Canada.	PDL acquired royalties and milestones on sales of Type 2 diabetes products licensed by Depomed for \$240.5 million until PDL receives \$481 million after which payments will be shared evenly between PDL and Depomed. The agreement terminates on the later of October 2024 or when royalty payments are no longer due.




OTHER INCOME GENERATING ASSETS



Company	Structure	Technology	Deal Summary
	Debt	Femtosecond laser for cataract treatment which uses 3-D imaging and liquid interface for more accurate corneal incisions.	\$40 million of loans backed by most assets of Lensar plus additional amounts of debt while Lensar either raises equity or completes an M&A transaction. The interest rate has increased from 15.5% to 18.5% as of March 31, 2015 and the loans mature on October 1, 2018.
	Hybrid royalty/debt	Ocelot, image guided catheter devices used to open totally occluded arteries in the legs, and development of Pantheris, image guided atherectomy device.	In exchange for \$20 million of loans, PDL receives 12% interest on the loans secured by the most assets of Avinger and a royalty ranging from 0.9%-1.8% on Avinger's revenues through April 2018 which is also maturity date of the loans.
	Hybrid royalty/debt	Development of point-of-care diagnostic system using electrochemical luminescence and assays.	\$44 million hybrid debt-royalty structure royalty whereby return on loans depends on whether date of repayment is on or after December 31, 2014, and is higher after this date. Upon commercialization of Wellstat's diagnostic systems or assay, PDL will receive a low double digit royalty on Wellstat Diagnostics' net revenues. While Wellstat Diagnostics is running a sale process, PDL has advanced additional sums. Term can be as long as 2021.

CONCLUDED TRANSACTIONS



Company	Structure	Technology	Deal Summary
	Debt	Novel intravenous antibiotic, dalbavancin which is dosed twice for 30 minutes, initially and on day 8.	\$25 million first tranche of loans and \$15 million second tranche of loans, both secured by most assets of Durata. The interest rate on first \$25 million was 14% which declined to 12.75% on \$40 million. On November 17, 2014, Durata repaid the \$40 million loan plus accrued interest, and prepayment fees and change of control fees.
	Hybrid royalty/debt	Commercialization of Avance, nerve allograft to bridge severed nerves, and AxoGuard devices, to connect or protect the reconnection of severed nerves.	In exchange for \$20.8 million, PDL received a hybrid of debt-royalties. Royalty rate was 9.95%. Eight year term with PDL put at end of year 4 and AxoGen call in years 5 through 8. On November 12, 2014, AxoGen paid \$30.3 million to PDL which constituted full payment and PDL bought \$1.75 million worth of AxoGen stock.
	Debt	Commercialization of Enablex, a treatment for overactive bladder, and Vancocin, an intravenous antibiotic.	\$55 million of Notes backed by assets of Merus. In September 2013 Merus repaid PDL in full plus pre-payment fees.



Avastin

Herceptin

Xolair

Tysabri

Perjeta

Kadcyla

Entyvio

Solanezumab

- ✓ On April 22, 2015, Genentech/Roche reported that 1Q15 worldwide sales were CHF 1.61 billion and increased by 6%.
 - EU: Growth driven by further uptake in ovarian and breast cancer.
 - US: Sales largely driven by cervical, ovarian and lung cancer.
 - Japan: Growth in all indications.
 - International: Strong growth in all regions.
- ✓ On August 14, 2014 and April 8, 2015, Genentech/Roche announced US and EU approval for the treatment of persistent, recurrent or metastatic **cervical cancer** in combination with chemotherapy, respectively.
- ✓ On August 6, 2014 and November 14, 2014, Genentech/Roche announced EU and US approval for the treatment of recurrent platinum-resistant **ovarian cancer**, respectively.

Avastin

Herceptin

Xolair

Tysabri

Perjeta

Kadcyla

Entyvio

Solanezumab

- ✓ On April 22, 2015, Genentech/Roche reported that 1Q15 worldwide sales were CHF 1.652 billion and increased by 12%.
- US: Strong growth in first line metastatic breast cancer due to longer treatment times.
 - EU: Stable sales with continuing conversion to subcutaneous formulation.
 - International: Strong growth in Latin America due to access to public markets and in China due to patient assistance program.

Avastin

Herceptin

Xolair

Tysabri

Perjeta

Kadcyla

Entyvio

Solanezumab

- ✓ On April 22, 2015, Genentech/Roche reported that 1Q15 US sales were CHF 281 million and increased by 28%.
 - Growth in asthma and chronic idiopathic urticaria (hives) post-FDA approval in 1Q14.
- ✓ On April 23, 2015, Novartis reported that 1Q15 ex-US sales were \$180 million and increased by 22%.



Avastin

Herceptin

Xolair

Tysabri



✓ On April 24, 2015, Biogen reported that 1Q15 worldwide sales were \$463 million and increased by 5%.

Perjeta

Kadcyla

Entyvio

Solanezumab

Avastin

Herceptin

Xolair

Tysabri

Perjeta 

Kadcyla

Entyvio

Solanezumab

- ✓ On April 22, 2015, Genentech/Roche reported that 1Q15 worldwide sales were CHF 322 million and increased by 82%.
 - Perjeta sales grew in all regions with strong uptake in the US, Germany and France.
 - Benefiting from increase in overall survival in first line metastatic breast cancer when combined with Herceptin and docetaxel which data was added to US label in 1Q15 and neoadjuvant indication approved in US and 17 countries.

Avastin

Herceptin

Xolair

Tysabri

Perjeta

Kadcyla 

Entyvio

Solanezumab

- ✓ On April 22, 2015, Genentech/Roche reported that 1Q15 worldwide sales were CHF 179 million and increased by 80%.
 - EU: Strong uptake in second line metastatic breast cancer.
- ✓ On December 18, 2014, Genentech reported that the two Kadcylla arms in MARIANNE trial in first line metastatic breast cancer failed to demonstrate superiority over Herceptin + chemotherapy. This does not affect its current approval as second line treatment for HER2+ metastatic breast cancer.

Avastin

Herceptin

Xolair

Tysabri

Perjeta

Kadcyla

Entyvio

Solanezumab

✓ Approved in US and EU for the treatment of adults with moderate-to-severe ulcerative colitis or Crohn's Disease, who had an inadequate response to a TNF blocker, immunomodulator or corticosteroid.

Income Generating Assets – Wellstat Diagnostics



Wellstat Diag.

Avinger

Depomed

Direct Flow

Lensar

Paradigm Spine

kaleo

Viscogliosi Bros.

U. of Michigan

CareView

- ✓ Summary: Private company dedicated to development, manufacture and sale of third generation small point of care diagnostic systems that can perform a wide variety of tests utilizing electrochemical luminescence technology.
- ✓ Deal: \$44 million senior secured transaction whereby Wellstat is required to repay outstanding principal and a specific target internal rate of return at maturity or upon the occurrence of certain key events. Target IRR is 23% if repayment before end of 2014, 26% if before end of 2016 and 30% if repayment is after 2016. PDL receives 12% royalty on sales of product. Term is up to 2021. Can call note in 2017 if revenues are not at least \$127 million.
- ✓ Status: The investment bank of Duff & Phelps has commenced process to sell the assets of Wellstat Diagnostics.

Income Generating Assets - Avinger

Wellstat Diag.

Avinger

Depomed

Direct Flow

Lensar

Paradigm Spine

kaleo

Viscogliosi Bros.

U. of Michigan

CareView

✓ **Summary:** Publicly traded company developing and commercializing catheters utilizing imaging technology for peripheral blockages and occlusions. They have an approved product for total blockages in blood vessels in the leg and a product in development for partial blockages in blood vessels in the leg.

✓ **Deal:** \$20 million hybrid loan and royalty structure at 12.0% interest which is interest only until 2Q16 with full repayment by April 2018. 1.8% royalty on sales. Subsequent to potential early repayment but before April 2018 royalty drops to 0.9% and mandatory minimum royalty payments are required.

✓ **Status:** On March 12, 2015, announced completion of enrollment of trial for product for partial occlusions in the leg. On May 6, 2015, reported that the trial hit its 30-day primary efficacy endpoint and should have data for its 6-month primary safety endpoint in 3/4Q15 with an anticipated 501(k) filing for approval in late 2015.

Income Generating Assets - Depomed



Wellstat Diag.

Avinger

Depomed

Direct Flow

Lensar

Paradigm Spine

kaleo

Viscogliosi Bros.

U. of Michigan

CareView

- ✓ **Summary:** Depomed is a publicly traded company focused predominantly on development and commercialization of treatments for pain. They had a sustained release technology that was licensed by a number of companies for use in orally available treatments for type II diabetes.
- ✓ **Deal:** \$240.5 million to acquire royalties and milestones associated with five type 2 diabetes products, both approved and unapproved. PDL to receive 100% of all associated royalties and milestones up to 2x (\$481 million) initial investment, after which all net payments will be shared evenly (50/50) between PDL and Depomed.
- ✓ **Status:** On April 1, 2015, Valeant completed its acquisition of Salix, the marketer of Glumetza.

Income Generating Assets – Direct Flow



Wellstat Diag.

Avinger

Depomed

Direct Flow

Lensar

Paradigm Spine

kaleo

Viscogliosi Bros.

U. of Michigan

CareView

- ✓ Summary: Direct Flow is a private company developing and commercializing transcatheter heart valve technologies. It is approved in EU and being investigated in US with estimated approval in 2015.
- ✓ Deal: Senior secured debt with initial provision of \$35 million and additional \$15 million funded in November 2014. Interest rate on tranche 1 was 15.5% which declined to 13.5% on all amounts after funding of the second tranche. Loans mature on November 5, 2018.
- ✓ Status: Direct Flow has hired new CEO and CFO.

Income Generating Assets – Lensar

Wellstat Diag.

Avinger

Depomed

Direct Flow

Lensar 

Paradigm Spine

kaleo

Viscogliosi Bros.

U. of Michigan

CareView

- ✓ **Summary:** Private medical device company commercializing laser technology for cataract treatment. Femtosecond laser approved in the US in March 2013 and in the EU in April 2013. Differentiating feature of LENSAR system is its use of 3-D imaging and liquid interface preventing accidental incision and allowing more accurate corneal incisions with more precise and uniform depth of incision.
- ✓ **Deal:** Senior secured debt with initial provision of \$40 million. Interest rate on the loans was 15.5% and is now 18.5%.
- ✓ **Status:** Forbearance Agreement signed and PDL has advanced ~\$4.3 million to Lensar. Simultaneously pursuing sale and equity raise for the the company. Wells Fargo is managing the sale process.

Income Generating Assets – Paradigm Spine



- Wellstat Diag.
- Avinger
- Depomed
- Direct Flow
- Lensar
- Paradigm Spine**
- kaleo
- Viscogliosi Bros.
- U. of Michigan
- CareView

- ✓ **Summary:** Paradigm Spine is a private medical device company focused on development and commercialization of treatments for spinal conditions. Their lead product, CoFlex, is approved in US (with Level 1 data under a PMA) and 53 other countries. It is EBITDA positive.
- ✓ **Deal:** Senior secured debt with initial provision of \$50 million with potential for an additional \$12.5 million upon the attainment of certain milestones. Interest rate is 13%. Loans mature on August 14, 2019.
- ✓ **Status:** The company recently released 4-year follow up data which confirmed continuing superiority to fusion.

Income Generating Assets - kaleo

Wellstat Diag.
Avinger
Depomed
Direct Flow
Lensar
Paradigm Spine
kaleo
Viscogliosi Bros.
U. of Michigan
CareView

- ✓ Summary: kaleo is a private pharmaceutical company located in Virginia that uses its auto-injector delivery system for drugs. Their first product, Auvi-Q, which is approved, is a new system for delivery of epinephrine to treat severe allergic reactions that can be life-threatening i.e., anaphylaxis. Their second product, EVZIO, which was approved by the FDA on April 3, 2014, uses the same technology to deliver naloxone for the treatment of patients who overdose on opioids.
- ✓ Deal: PDL acquired \$150 million worth of Notes backed by 100% of royalties of sales of Auvi-Q by Sanofi and 10% of net sales of EVZIO by kaleo. The Notes pay interest at 13% and, while final maturity is March 2029, PDL expects that the Notes will be repaid by 2020.
- ✓ Status: Auvi-Q is growing nicely in an expanding market with substantial DTC TV advertisements. Early product launch of EVZIO looks good.

Income Generating Assets – Viscogliosi Brothers



- Wellstat Diag.
- Avinger
- Depomed
- Direct Flow
- Lensar
- Paradigm Spine
- kaleo
- Viscogliosi Bros.**
- U. of Michigan
- CareView

✓ Summary: Viscogliosi Brothers have substantial stakes in a number of medtech companies, including Paradigm Spine.
Deal: In return for payment of \$15.5 million, PDL acquired right to Viscogliosi Brothers' royalty on sales of Paradigm Spine's approved spinal implant until PDL receives 2.3 times the cash advanced after which the royalties revert to the Viscogliosi Brothers.
✓ Status: Same as Paradigm Spine.

Income Generating Assets – Univ. of Michigan



Wellstat Diag.

Avinger

Depomed

Direct Flow

Lensar

Paradigm Spine

kaleo

Viscogliosi Bros.

U. of Michigan

CareView

- ✓ Summary: Cerdelga is an approved oral drug for adult patients with Gaucher Disease type 1, a rare and genetic condition, which was approved in the US on August 19, 2014 and an application for approval is pending in the EU. Genzyme, a Sanofi Company, developed and commercializes Cerdelga.
- ✓ Deal: On November 6, 2014, PDL acquired 75% of the University of Michigan's royalty interest in Cerdelga until the expiration of the licensed patents in return for \$65.6 million.
- Status: Cerdelga is doing well with recent approvals in EU and Japan.

Income Generating Assets – CareView



Wellstat Diag.

Avinger

Depomed

Direct Flow

Lensar

Paradigm Spine

kaleo

Viscogliosi Bros.

U. of Michigan

CareView

- ✓ Summary: CareView commercializes a video system and virtual bed rails to monitor passively hospital patients at risk of falling.
- ✓ Deal: On June 26, 2015, PDL agreed to loan up to \$40 million in two tranches of \$20 million each, payable upon attainment of a milestone by October 31, 2015 and a second milestone by June 30, 2017. Each of the loans are for five years and pay interest at 13.5% and 13.0% on the tranches, respectively.
- ✓ Status: Recently completed.

FINANCIALS



First Quarter Ended March 31, 2015 Overview



<i>(In thousands, except per share amounts)</i>	Three Months Ended March 31,	
	2015	2014
Royalties from Queen et al. patents	\$ 127,810	\$ 116,026
Royalty rights - change in fair value	11,362	11,707
Interest revenue	10,534	9,071
Total revenues	149,706	136,804
G&A expenses	7,666	4,582
Operating income	142,040	132,222
Interest and other income, net	86	50
Interest expense	(8,610)	(10,525)
Loss on extinguishment of debt	-	(6,143)
Income before income taxes	133,516	115,604
Income tax expense	49,018	42,721
Net income	\$ 84,498	\$ 72,883
Net income per share - Basic	\$ 0.52	\$ 0.48
Net income per share - Diluted	\$ 0.50	\$ 0.44

	March 31, 2015	December 31, 2014
Cash, cash equivalents and investments	\$ 418,920	\$ 293,687
Total notes receivable	\$ 365,806	\$ 363,212
Total royalty rights - at fair value	\$ 269,668	\$ 259,244
Total assets	\$ 1,114,133	\$ 962,350
Total term loan payable	\$ 99,393	\$ -
Convertible notes payable	\$ 432,567	\$ 451,724
Total stockholders's equity	\$ 451,944	\$ 460,437



CURRENT AND LONG-TERM DEBT



Convertible Notes	Conversion Rate per \$1,000 Principal Amount	Approximate Conversion Price Per Common Share	Conversion Price as Increased by Bond Hedge	Effective Date	Principal Balance Outstanding
February 2018 Notes 4.00%	109.1047	\$9.17	\$10.36	February 12, 2014	\$300,000,000

Term Loan	Amount	Interest Rate	Term
March 2015 Note	\$100,000,000	3 mo. Libor +1.75%	February 15, 2016

CONCLUSION





- ◆ **Demonstrated commitment to provide meaningful returns to shareholders through dividends.**
 - Since 2009, paid special or regular dividends totaling \$6.37/share.
 - In 2014, paid regular, quarterly dividends of \$0.15/share totaling \$0.60/share.
 - In 2015, paid regular, quarterly dividend of \$0.15/share on March 12 and June 12, and will pay equivalent dividends on September 11 and December 11.
- ◆ **Strong historic revenue growth from Queen licensed products.**
 - Potential for additional indications from existing products.
 - Potential new product royalties from solanzumab if approved.
- ◆ **Thirteen income generating deals to date deploying approximately \$780 million in capital with potential for additional deals.**
- ◆ **Liquidity – volume averages ~3.2 million shares/day.**